

premium9

alternating system

- » designed to prevent and/or treat pressure ulcers for patients at high risk
- » mattress replacement system with excellent pressure redistribution
- » 265 mm high cells for enhanced therapeutic benefit
- » 1 in 3 cell cycle closely mimics spontaneous movement to create optimum healing environment
- » cell in cell design optimises user safety and comfort
- » hinged base for continuous pressure therapy when upright in bed




180kg



waterlow



warranty



265mm

premium9

A specialised and feature rich mattress replacement system, the Premium 9 is the cost effective solution for patients at high risk of pressure injury. Combining maximum comfort with maximum therapeutic benefit, this system incorporates cell in cell design with a three cell alternation cycle for superior support and safety.

This system includes an independent heel zone of five low pressure micro cells designed to provide individualised therapy to the vulnerable heel area and three static head cells for stable support and optimum user comfort during sleep.


Permanent internal side bolsters aid in lateral stability while increasing the effectiveness of the one in three alternation cycle, giving the patient a higher level of comfort and increased security at all times.

The Premium range of products are designed to maximise blood flow across all areas of the body while minimising skin shear and friction – to closely mimic spontaneous movement for bedridden patients who are unable to adequately reposition themselves on a regular basis. Simple to assemble and maintain, this system is designed for optimum patient comfort and ease of operation.



1 in 3 cell cycle

The advanced and gently 1 in 3 cell cycle most closely mimics spontaneous movement. At any one time, the patient is supported by two out of three alternating cells, while pressure is relieved by one out of three alternating cells, creating an optimum healing environment. Reduces the sensation of moving cells and lowers average support pressure (compared to standard 1 in 2 alternation).



static head cells

This 'pillow' feature creates a stable surface to enhance user comfort and minimise sleep disturbance.



cell in cell design

Air cells contain an inner 'static cell' which remains fully inflated to provide greater surface stability and patient safety by protecting the user from 'bottoming out'. This feature optimises user comfort by increasing the clearance between inflating and deflating cells and ensuring the patient's torso cannot sink in between voids left from deflated cell areas. Ideal for immobilised patients or for added safety in the event of a sustained power failure.



quick release CPR tag¹

Highly visible and accessible tag located at the mattress head. In the event of an emergency, firmly pull the tag for the rapid release of air from the thoracic region.

hinged profile base²

For patients upright in bed for extended periods, the mattress conforms to bed movement and provides continuous alternation in an inclined position.

power cord retention system⁴

Series of loops inbuilt along the mattress base, designed to retain the power cord (from the control unit to the power source) for safer storage. Reduces potential as a trip hazard and accidental disconnection from power.

permanent side bolsters³

Permanent inflatable side bolsters aid in lateral stability and reduce the risk of rolling from the bed, giving the patient increased security and a higher level of comfort. The air filled bolsters also increase the effectiveness of the 1 in 3 alternation cycle for maximum therapeutic benefit.



best suited for

Home Care	✓
Nursing Home	✓
Hospital	✓
ICU/HCU	✗

digital control unit

The powerful digital control unit outputs up to six litres of air per minute while remaining peacefully quiet.

With an initial mattress inflation time of between 30 to 40 minutes, pressure levels are fully adjustable to match individual user weight and comfort needs. The unit features a visible and/or audible alarm warns when cell pressure fails, including power failure, low/high pressure limits and alternation alerts. Panel lock out function protects pressure settings while enhanced product labelling makes operation even easier.

During timed Transport and Static mode, all cells fully inflate to stabilise the patient for treatment, transport and hygiene purposes. The unit automatically returns to alternating mode after 20 minutes.

Easy to operate with digital touch panel and bright LED interface, this control unit contains less moving parts to reduce wear and tear and is sealed for easy cleaning and enhanced infection control.

Rear hooks allow the unit to hang from bed ends. Alternatively the unit can be placed flat beneath the bed.

alternating air cells⁴

16 individual alternating transverse cells provide gentle and dynamic support while maintaining and stimulating the flow of blood and lymphatic fluids (11 torso and 5 heel zone). Each cell connects independently to the mattress base for easy removal for cleaning or replacement.

Cells are made from premium quality TPU coated nylon (not PVC) for superior performance, wear and tear.

enhanced labelling

Both top cover and control unit include enhanced instructional labelling for ease of set up and operation. Included are quick set up and deflation guides; cleaning instructions; patient weight guide; and general control unit operation.

zipper


360 degree, fully enclosed zipper with quick release functionality makes it easy to remove the top cover from a standing position.

top cover material⁶

Vapour permeable, waterproof top cover with full length waterfall flap keeps moisture away from the skin while helping maintain ambient skin temperature. Multi-stretch fabric minimises friction and reduces shear. Seams are RF welded to help prevent entry of pathogens and secretions/excretions into the mattress.

quick release connectors

'D handle' connection is easy to insert, and quick to remove (for emergency deflation). Includes transport plug to maintain air in the mattress for up to 24 hours.







specialised heel zone⁷

Independent heel zone made up of five narrower, low pressure micro cells designed to provide individualised therapy to the vulnerable heels and lower leg area. Ideal for patients at complete bed rest or nursed in upright position.

custom designed carry bag

A stylish wheeled carry bag for compact product transport or storage. Separate compartments store all product components and collateral, including our easy to follow User Guide with troubleshooting



	FEATURE	BENEFIT	
system	Code	PTAM0070	Premium 9 Alternating Mattress Replacement System
	Capacity <small>max user weight</small>	180 kg	Suitable for the heavier patient
	Alternation Type	1 in 3	Increased patient comfort and stability; increased zero pressure times
	Emergency <small>CPR</small>	CPR tag	Highly visible and accessible tag for rapid deflation if CPR is required
	Static Mode	✓	All cells inflated for ease of transfer situations (reverts to alternation after 20 minutes)
	Transport Mode	✓	Remains inflated for a period of time when power is disconnected
	Warranty	2 year	
	Approvals	   	
control unit	Operation	Digital	Easy to operate; less moving parts reduces wear and tear
		Non-continuous	Only activates when needed; extending compressor life
	Alarm Mode	Audible / visual / diagnostic	Actively warns of system problems to notify carer and/or patient
	Dimensions	W 320 H 280 D 130 mm	Inbuilt hanging hooks to hang at bed end or fit under bed
	Pressure Range	18 - 60 mmHg	Suitable for both light and heavy patient
	Cycle Time	10-12 minutes	Regular cycles most closely mimic spontaneous movement
	Connectors	Quick release D handle	Rapidly disconnect all four hoses
	Unit Weight	3.5 kg	Lightweight
	Power Input	240 V, 50 cycle AC	Standard Australian voltage
	Average Air Flow	8+ litres per minute	Rapid cell inflation between cycles
support surface	Dimensions	L 2000 W 880 D 280 mm	Replaces a standard mattress
	Mattress Weight	11.6 kg	Easy to lift, clean and transport
	Inflation Time	40 minutes	
	Number of Cells 19 total	11 standard alternating cells	Gentle and dynamic support while stimulating the flow of blood and lymphatic fluids
		3 static head cells	Adds stability under the head and reduces sleep disturbances
		5 narrow heel zone cells	Specialised alternation and support of pressure prone heel and lower leg regions
	Cell Height	265 mm	Greater cell depth enhances therapeutic benefit and suits heavier patients
	Cell Material	High density 210 denier TPU	Double thickness for durability
		Thermally coated polyurethane	Resists wear
	Cell in Cell	✓	Prevents bottoming out in the event of a power interruption
	Base Material	Nylon fabric 420 denier	0.1 mm TPU coating to resist wear
	Base Attachment	Straps and Anti-Slip Mat	Secures to most hospital style beds
	Positioning Handles	✓	Assists mattress adjustment on bed frame
	Side Bolsters	Permanent air filled side structures	Increased lateral stability and reduced risk of rolling out of bed
	Anti-Kink Hosing	✓	Air supply is not cut-off if hose is bent or squeezed around frame
Cord Retention System	✓	Reduces potential as a trip hazard and accidental disconnection from power source	
Hinged Base	✓	Continuous alternation in an inclined position for profiling beds	
top cover	Cover Material	High grade polyurethane	2 way multi-stretch: minimises friction, shear and fabric "hammocking"
		Vapour permeable	Promotes air flow to assist the healing process
		Waterproof	Helps prevent moisture transfer and accumulation
	Skirt	Pleated	Drops over mattress sides to aid infection control; conforms to base incline
	Cover Attachment	360° zip	Features quick release function for stationary top cover removal
Seams	RF heat welded	Reduces potential of fluid ingress of the base and bacteria growth in stitching	
accessories	Included	Carry Bag	Wheeled bag, ideal for transport, storage and documentation retention
		User Guide	Easy to use and follow for untrained operation
	Optional	Control Unit hook options	Range of hook shapes and sizes to suit a range of bed styles

THERAPEUTIC DEVICES SHOULD ONLY BE USED IN ACCORDANCE WITH MANUFACTURERS INSTRUCTIONS AND UNDER THE CONSENT, SUPERVISION AND MANAGEMENT OF A SUITABLY QUALIFIED HEALTH PROFESSIONAL.

INFORMATION CORRECT AT TIME OF PUBLICATION - FEBRUARY 2017 © NOVIS HEALTHCARE, ALL RIGHTS RESERVED